

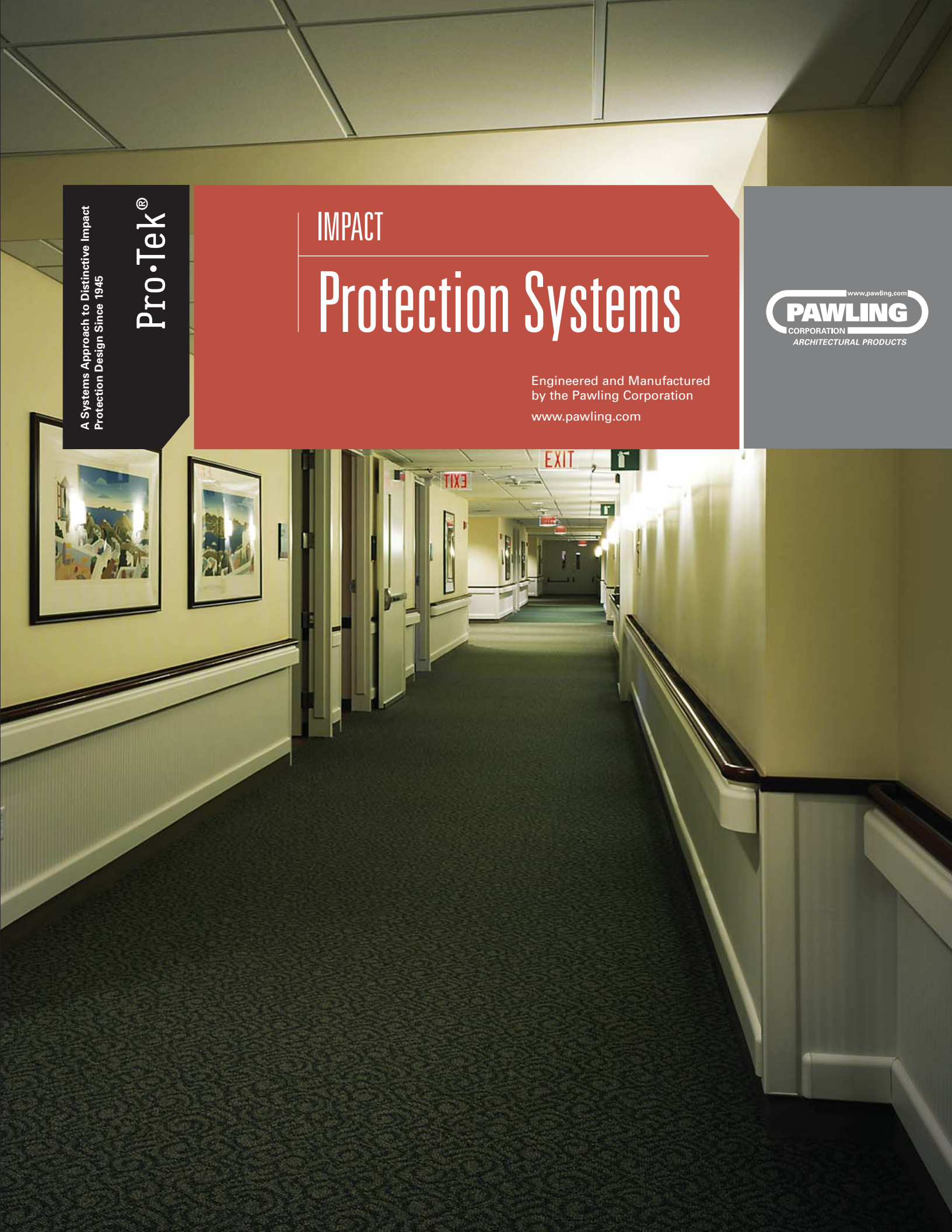
A Systems Approach to Distinctive Impact
Protection Design Since 1945

Pro•Tek®

IMPACT

Protection Systems

Engineered and Manufactured
by the Pawling Corporation
www.pawling.com





Why Choose Pawling?

With over sixty years of experience, Pawling Corporation is a leading manufacturer of high-quality architectural products that will meet your material specifications as well as your design needs. We offer responsive, results-oriented design capabilities to satisfy any custom design requirement.

- Complete line of impact protection, entrance mats, athletic tile and parking products to protect your entire facility in any application

- Two manufacturing facilities totaling 360,000 square feet
- Broad line of exceptional products to protect facilities front to back, inside and outside
- Custom-designed fabrications and colors based on your needs



CONTENTS

New for 2009	3	8 Heavy-Duty Corner Guards	24
1 Handrails	4	9 Environmental Commitment	26
2 Wall Guards	7	10 Rapid Response	27
3 Wall Covering	12	Parking & Traffic Safety Products	29
4 Corner Guards	13	11 Vehicle Control	30
5 Door and Frame Protection	17		
6 Equipment and Cart Bumpers	19		
7 Heavy-Duty Bumpers	21	Color Selection Guide	Back Cover

New for 2009


Steri-guard: Hidden Mechanical Fasteners

CRS-100 Stainless Steel Steri-Guard® is now available with hidden fasteners that provide easily maintained, indestructible protection for labs or hospitals. Optional factory applied hardware does not penetrate the exposed surface of the crash rail. Used with standard mounting brackets, this option provides an even smoother and cleaner installation with the same durability and strength. Also available on CRA-100 aluminum crash rails, this optional hardware system may be used in place of adhesive mounting to provide the reliability of mechanical fasteners without an exposed fastener.

Pawling's New Foundation Series

Pawling's new Foundation™ Series handrail offers the Architect and Designer the versatility and flexibility to "build" the look they desire by selecting from a variety of shapes and materials to be featured on a versatile powder coated metal bracket. Combine a round or oval handgrip in real wood or vinyl with a 4" bumper guard in real wood, vinyl, or stainless steel to provide superior functionality and impact protection in a wide range of aesthetics within hospitals, nursing homes, offices, and all types of different facilities. The Foundation Series offers Pawling's outstanding excellence in performance, design, and functionality.

POWDER COAT FINISHES



* Foundation™ Series metal brackets are powder coated



1 Handrails

Pro-Tek® handrails offer a wide variety of styles, colors and materials for all types of facilities, applications and budgets. A near endless list of product options including vinyl, all wood, or a combination of the two, grooved surfaces, 60 standard colors and custom color matching—allow for an incredible wealth of design possibilities. The only limitation is a designer’s imagination. In addition, many styles also feature a continuous security bracket for high-risk environments.

-  Rapid Response
-  Red-E-Clip
-  Standard 60 Colors
-  Uses Recycled Materials

BR-530
BR-532
BR-530X
BR-530G

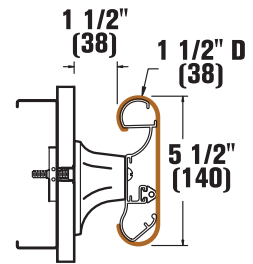


Our Endura Rail features the only aluminum reinforced return in the industry. Also available with a 2-1/4" co-extruded accent stripe (BR-532), co-extruded accent lines (BR-530X), or horizontal grooves (BR-530G), this series combines a nearly indestructible handrail with design flexibility.

Product Code	Dimensions	Colors	Protection Level	Continuous Security Bracket
BR-530	1-1/2"D x 5-1/2"H	◆	Heavy	Yes
BR-532	1-1/2"D x 5-1/2"H	◆	Heavy	Yes
BR-530X	1-1/2"D x 5-1/2"H	◆	Heavy	Yes
BR-530G	1-1/2"D x 5-1/2"H	◆	Heavy	Yes



 60



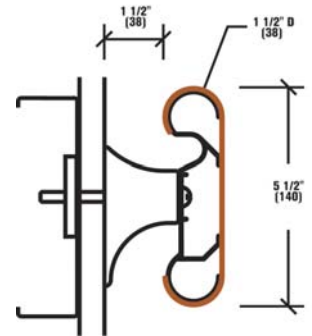
BR-500
BR-500G
BR-502



A universal handrail for all applications. Choose a smooth surface or the addition of grooves for added detail (BR-500G). Like the BR-530, the continuous security bracket is also available.

Product Code	Dimensions	Colors	Protection Level	Continuous Security Bracket
BR-500 ◆	1-1/2"D x 5-1/2"H	◆	Med.- Heavy	Yes
BR-500G	1-1/2"D x 5-1/2"H	◆	Med.- Heavy	Yes
BR-502	1-1/2"D x 5-1/2"H	◆	Med.- Heavy	Yes

 60  RR



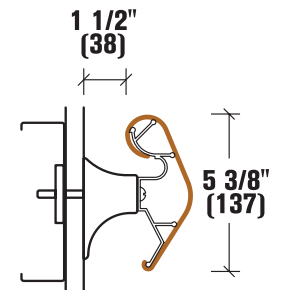
BR-800



This simple profile has flex-action to fully absorb impact, making it ideal as both a handrail and crash rail. Match the BR-800 with our WG-30 wall guard for a coordinated design.

Product Code	Dimensions	Colors	Protection Level	Continuous Security Bracket
BR-800	1-1/2"D x 5-3/8"H	◆	Med.- Heavy	No

 60

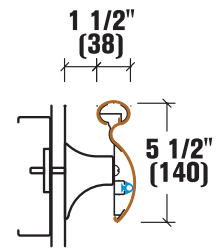


BR-600V



A uniquely attractive oval handgrip and Crescent® bumper guard highlight this handrail. Coordinate your facility design using BR-600V and our WG-5 and WG-7 Crescent® wall guards, all three of which offer unlimited design options.

Product Code	Dimensions	Colors	Protection Level	Continuous Security Bracket
BR-600V	1-1/2"D x 5-1/2"H	◆	Med.- Heavy	Yes



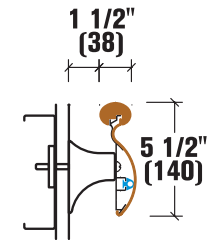
BR-600C



Our BR-600C Crescent® handrail offers an attractive wood grip in up to 24 choices of wood and stain combinations. Wood brings an element of contrast and warmth to the vinyl bumper.

Product Code	Dimensions	Colors	Protection Level	Continuous Security Bracket
BR-600C	1-1/2"D x 5-1/2"H	◆ 6 wood stains	Med.- Heavy	Yes

Wood available in oak, maple, cherry or ash species.

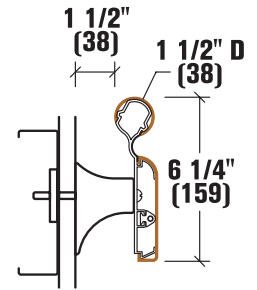


**BR-400V
BR-400VG**



This three-piece vinyl assembly allows for thousands of color combinations of the handrail, guardrail and enhancing thumb rail stripe in an attractive, durable design. The BR-400VG adds horizontal grooved accent lines on the lower guardrail for added texture and design contrast. Combine with WG-6 wall guard for a consistent presentation.

Product Code	Dimensions	Colors	Protection Level	Continuous Security Bracket
BR-400V	1-1/2"D x 6-1/4"H	◆	Med.- Heavy	Yes
BR-400VG	1-1/2"D x 6-1/4"H	◆	Med.- Heavy	Yes



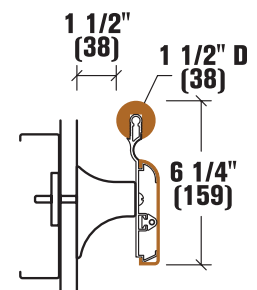
**BR-400C
BR-400CR
BR-400CG**



Powerful and attractive—another profile that provides a myriad of design options with the handrail strength you need. An attractive wood handrail and thousands of color combinations for the vinyl guardrail and enhancing thumb strip, BR-400C, CR (Removable Wood Top), and CG (Grooved bumper rail) provide added richness to any design.

Product Code	Dimensions	Colors	Protection Level	Continuous Security Bracket
BR-400C	1-1/2"D x 6-1/4"H	◆ 6 wood stains	Med.- Heavy	Yes
BR-400CR	1-1/2"D x 6-1/4"H	◆ 6 wood stains	Med.- Heavy	Yes
BR-400CG	1-1/2"D x 6-1/4"H	◆ 6 wood stains	Med.- Heavy	Yes

Wood available in oak, maple, cherry or ash species.

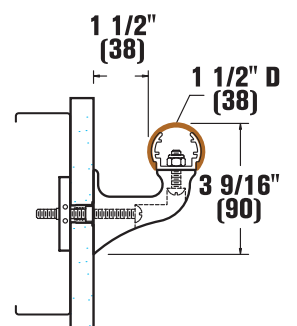


BR-1200



For a good power grip, choose the BR-1200 with a 1-1/2" diameter rail. Function, durability and affordability highlight this traditional handrail design.

Product Code	Dimensions	Colors	Protection Level	Continuous Security Bracket
BR-1200	1-1/2"D	◆	Medium	No

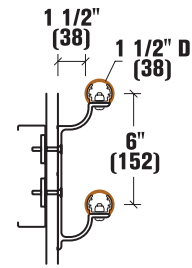


BR-2400



Ideal for healthcare, elder care or childcare facilities, these dual rails provide excellent grip location whether standing or sitting.

Product Code	Dimensions	Colors	Protection Level	Continuous Security Bracket
BR-2400	1-1/2"D	◆	Medium	No



BR-400W

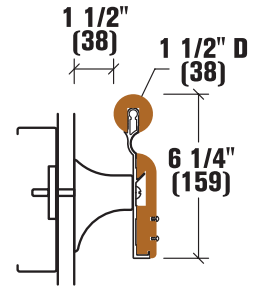


This attractive wood handrail and wall guard combination, with a design-enhancing thumb rail stripe in any of our 60 standard colors, provides safety, support and protection in a stylish, rich profile. Two black horizontal bumpers on the wall guard add contrast and durability with extra protection from scratches.

Product Code	Dimensions	Colors	Protection Level	Continuous Security Bracket
BR-400W	1-1/2"D x 6-1/4"H	◆ 6 wood stains	Medium	Yes



Wood available in oak, maple, cherry, or ash species.



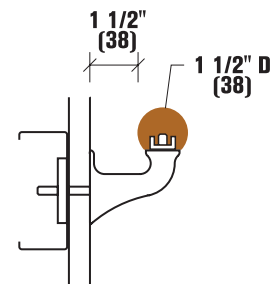
BR-1500



Our solid wood design with matching wood accessories is mounted on a heavy-gauge aluminum retainer for rail reinforcement. Available in 24 options of wood species and stain color.

Product Code	Dimensions	Colors	Protection Level	Continuous Security Bracket
BR-1500	1-1/2"D	6 wood stains	Medium	No

Wood available in oak, maple, cherry, or ash species.



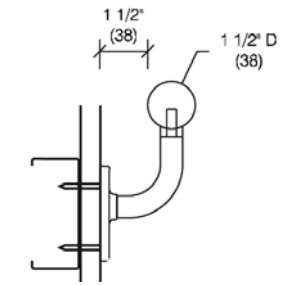
BR-1600



Add a touch of class to your wood handrail with our stylishly contrasting stainless steel returns, corners and mounting brackets.

Product Code	Dimensions	Colors	Protection Level	Continuous Security Bracket
BR-1600	1-1/2"D	6 wood stains	Medium	No

Wood available in oak, maple, cherry, or ash species.



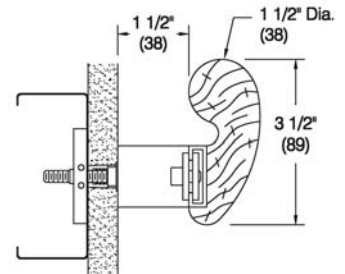
BR-3500



Solid wood handrail adds style, provides safety, while maintaining a natural look.

Product Code	Dimensions	Colors	Protection Level	Continuous Security Bracket
BR-3500	1-1/2"D	6 wood stains	Medium	No

Wood available in oak, maple, cherry, or ash species.



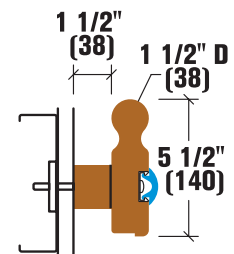
BR-5500



A beautiful wood handrail/crash rail system with a flexible bumper for added protection. Four species of wood, each in six standard stain colors, 12 standard bumper colors and limit-less custom colors.

Product Code	Dimensions	Colors	Protection Level	Continuous Security Bracket
BR-5500	1-1/2"D x 5-1/2"H	6 wood stains & 12 bumper colors (White Sand, Eggshell, Ivory, Desert Sand, Tan, Beige Desert, Cordovan, Sage Green, Hunter Green, Windsor Blue, Blue Bird and Black)	Medium	No

Wood available in oak, maple, cherry, or ash species.



2 Wall Guards

Pro-Tek® wall guards run the gamut of sizes, shapes, colors and styles. In addition to our unique ability to protect all areas of any facility, the design flexibility of these products is limitless. We offer outstanding protection from all types of abuse, thus dramatically reducing maintenance and repair expenses. Choose from rectangular or curved profiles, many with design options such as grooved surfaces, 60 standard colors and custom color matching. And our Red-E-Clip® installation option will stretch your budget by using a lightweight yet equally durable product that installs more quickly and easily than traditional aluminum retainers.

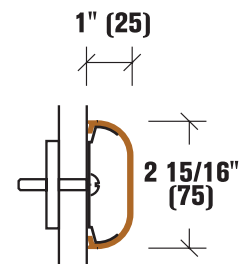
- RR Rapid Response
 RC Red-E-Clip
 60 Standard 60 Colors
 Uses Recycled Materials

WG-3 WGG-3



This versatile wall guard can be used as a wainscot cap, chair rail or crash rail. Multiple rows can provide maximum impact protection and decorative appeal. Also available with horizontal grooves (WGG-3).

Product Code	Dimensions	Colors	Retainer	Protection Level
WG-3	1"D x 2-15/16"H	◆	Continuous Aluminum	Medium
WGG-3	1"D x 2-15/16"H	◆	Continuous Aluminum	Medium

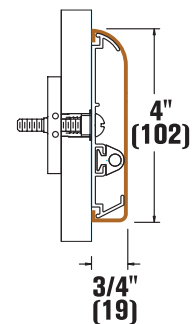


WG-4 WGG-4



This uniquely designed wall guard can function equally well as a crash rail or a chair rail. It matches perfectly the style and form of our BR-400 series handrails, providing continuity of design when used together. Also available with horizontal grooves (WGG-4 shown).

Product Code	Dimensions	Colors	Retainer	Protection Level
WG-4 ◆	3/4"D x 4"H	◆	Continuous Aluminum	Med.- Heavy
WGG-4	3/4"D x 4"H	◆	Continuous Aluminum	Med.- Heavy

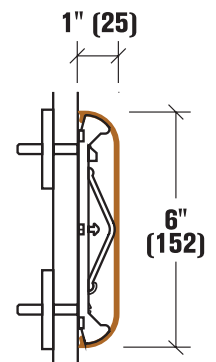


WG-6 WG-6C WGX-6C WGG-6C WGX-6 WGG-6



Versatile and durable, this wall guard gives a natural, congruous feel when combined with the BR-500 handrail. Also available with horizontal grooves (WGG-6) or co-extruded accent lines (WGX-6).

Product Code	Dimensions	Colors	Retainer	Protection Level
WG-6C ◆	1"D x 6"H	◆	◆	Med.- Heavy
WGX-6C	1"D x 6"H	◆	◆	Med.- Heavy
WGG-6C	1"D x 6"H	◆	◆	Med.- Heavy
WG-6 ◆	1"D x 6"H	◆	Continuous Aluminum ◆	Med.- Heavy
WGX-6	1"D x 6"H	◆	Continuous Aluminum ◆	Med.- Heavy
WGG-6	1"D x 6"H	◆	Continuous Aluminum ◆	Med.- Heavy

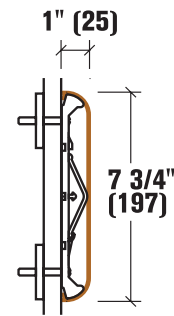


WG-8C
WGG-8C
WG-8
WGG-8



Our most popular wall guard product, WG-8 offers heavy-duty impact protection for a larger surface area. Also available with horizontal grooves (WGG-8).

Product Code	Dimensions	Colors	Retainer	Protection Level
WG-8C ◆	1"D x 7-3/4"H	◆	◆	Med.- Heavy
WGG-8C	1"D x 7-3/4"H	◆	◆	Med.- Heavy
WG-8 ◆	1"D x 7-3/4"H	◆	Continuous Aluminum	Med.- Heavy
WGG-8	1"D x 7-3/4"H	◆	Continuous Aluminum	Med.- Heavy

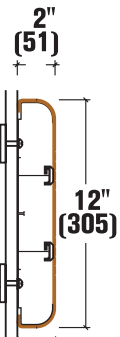


WG-12



Pawling's largest wall guard utilizes two internal rubber bumpers to fully absorb impact. Two sets of horizontal grooves bring added interest to this distinctive design. WG-12 is ideal for headwall protection in patient rooms or in service corridors requiring maximum protection.

Product Code	Dimensions	Colors	Retainer	Protection Level
WG-12	2"D x 12"H	◆	Continuous Aluminum	Heavy

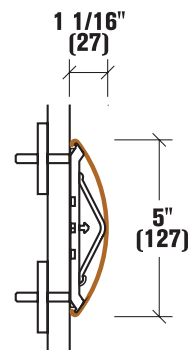


WG-5C
WG-5



Our Crescent® series has an appealing, gentle shape offering a fresh alternative to traditional rectangular designs. Add WG-7 and BR-600 handrails for a coordinated design package.

Product Code	Dimensions	Colors	Retainer	Protection Level
WG-5C	1-1/16"D x 5"H	◆	◆	Med.- Heavy
WG-5	1-1/16"D x 5"H	◆	Continuous Aluminum	Med.- Heavy

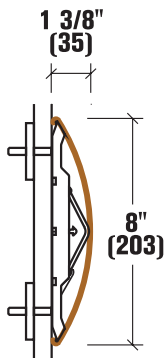


WG-7C
WG-7



This stylish Crescent® shape with an 8" high profile protects a large section of wall surface. Combining WG-7 with our other Crescent® rails (WG-5 and BR-600) spawns aesthetically appealing design options. Also available with vertical design accents.

Product Code	Dimensions	Colors	Retainer	Protection Level
WG-7C	1-3/8"D x 8"H	◆	◆	Med.- Heavy
WG-7	1-3/8"D x 8"H	◆	Continuous Aluminum	Med.- Heavy

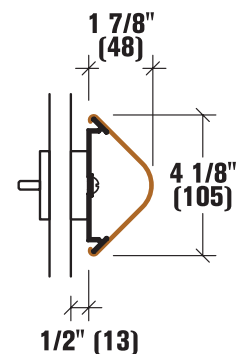


WG-30



The WG-30 design adds visual depth and extended protection as a stand-alone crash rail or as a low bumper rail beneath our BR-800 handrail. WG-30 comes standard with 1/2" rubber spacers to extend it off the wall.

Product Code	Dimensions	Colors	Retainer	Protection Level
WG-30	1-7/8"D x 4-1/8"H	◆	Continuous Aluminum	Med.- Heavy



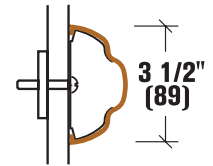
WG-35



Product Code	Dimensions	Colors	Retainer	Protection Level
WG-35	1-3/4"D x 3-1/2"H	◆	Continuous Aluminum	Med.- Heavy



This attractive, sculpted 'shell' design in heavy-duty rigid vinyl helps shield surfaces from vehicular and pedestrian traffic and abuse.



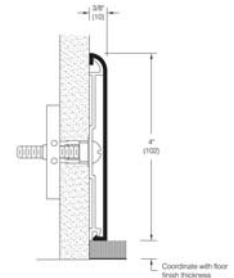
BB-4



Product Code	Dimensions	Colors	Retainer	Protection Level
BB-4	3/8"D x 4"H	◆	Continuous Aluminum	Heavy



Effectively absorbs impact abuses by cleaning and other equipment with this 4" baseboard profile. The color choices coordinate and compliment all other Pro-Tek® wall and corner guard products.



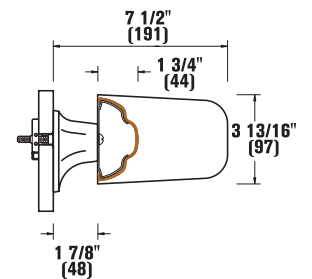
BL-4



Product Code	Dimensions	Colors	Retainer	Protection Level
BL-4	7-1/2"D x 3-13/16"H	◆	Continuous Aluminum	Med.- Heavy



Our uniquely designed bed bumper corrals beds into place while protecting patient room headwalls. It also creates needed space for IV racks and patient monitors by keeping beds away from the wall.



WB-4

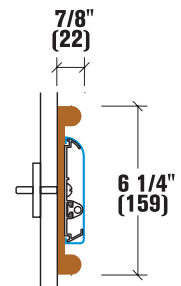


Product Code	Dimensions	Colors	Retainer	Protection Level
WB-4	7/8"D x 6-1/4"H	◆ 6 wood stains	Continuous Aluminum	Med.- Heavy



Wood available in oak, maple, cherry or ash species.

A rich wood frame combines with our rugged WG-4 for definitive beauty and impact protection. Choose from our standard 60 colors of wallguard and 6 stain colors to integrate an attractive wood wallguard into any design.



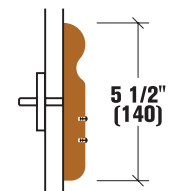
CRW-10



Product Code	Dimensions	Colors	Retainer	Protection Level
CRW-10	3/4"D x 5-1/2"H	6 Wood stains	N/A	Med.- Heavy

Wood available in oak, maple, cherry or ash species.

This sculpted wood chair rail mirrors the shape and style of our BR-400W handrail. Two understated rubber strips offer protection and visual interest.

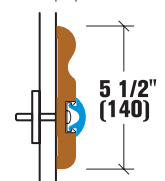


CRW-20



Product Code	Dimensions	Colors	Retainer	Protection Level
CRW-20	3/4"D x 5-1/2"H	6 Wood stains & 12 bumper colors (White Sand, Eggshell, Ivory, Desert Sand, Tan, Beige Desert, Cordovan, Sage Green, Hunter Green, Windsor Blue, Blue Bird and Black)	N/A	Med.- Heavy

CRW-20 provides the perfect mate for our BR-5500 wood handrail in both shape and style, with the same flexible bumper for added durability.



Wood available in oak, maple, cherry or ash species.

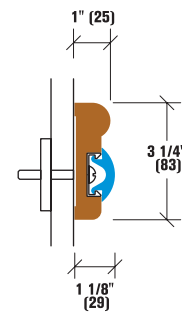
CRW-30



Our new CRW-30 wood wall guard presents a smaller wood wall guard design that is perfect for hotel corridors or conference room chair rails. The flexible bumper insert provides attractive, durable protection against service carts and chairs.

Product Code	Dimensions	Colors	Retainer	Protection Level
CRW-30	1-1/8"D x 3-1/4"H	6 Wood stains & 12 bumper colors (White Sand, Eggshell, Ivory, Desert Sand, Tan, Beige Desert, Cordovan, Sage Green, Hunter Green, Windsor Blue, Blue Bird and Black)	N/A	Med.- Heavy

Wood available in oak, maple, cherry or ash species.



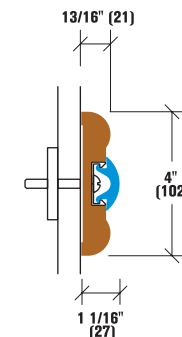
CRW-40



CRW-40 is designed to give a rich, warm feel to wall protection. As with CRW-20, CRW-30, CRW-60 and BR-5500, the flexible vinyl bumper is available in 12 standard colors or limitless custom color options.

Product Code	Dimensions	Colors	Retainer	Protection Level
CRW-40	1-1/16"D x 4"H	6 Wood stains & 12 bumper colors (White Sand, Eggshell, Ivory, Desert Sand, Tan, Beige Desert, Cordovan, Sage Green, Hunter Green, Windsor Blue, Blue Bird and Black)	N/A	Med.- Heavy

Wood available in oak, maple, cherry or ash species.



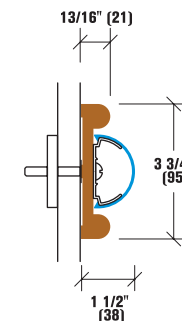
CRW-50



The beauty of wood combined with the tough durability of rigid vinyl (EBT-30) is the hallmark of our new CRW-50 wall guard. Standard 60 vinyl color options, as well as any custom color you can dream up, allow for a broad range of design options.

Product Code	Dimensions	Colors	Retainer	Protection Level
CRW-50	1-1/2"D x 3-3/4"H	6 Wood Stains	Continuous Aluminum	Med.- Heavy

Wood available in oak, maple, cherry or ash species.



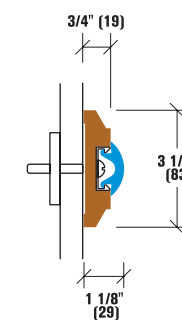
CRW-60



CRW-60 is our smallest wood option, with a classic chamfered profile. Durability is still a hallmark of this design, as it utilizes the same flexible bumper as other wood wall protection products.


Product Code	Dimensions	Colors	Retainer	Protection Level
CRW-60	1-1/8"D x 3-1/4"H	6 Wood stains & 12 bumper colors (White Sand, Eggshell, Ivory, Desert Sand, Tan, Beige Desert, Cordovan, Sage Green, Hunter Green, Windsor Blue, Blue Bird and Black)	N/A	Med.- Heavy

Wood available in oak, maple, cherry or ash species.



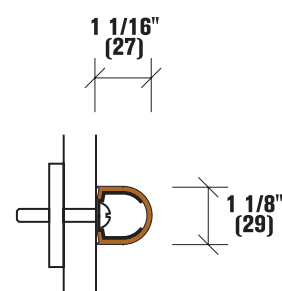
ACCENT RAILS

EB-25




This simple rounded profile can be used to protect walls, cashier islands, or nurses' stations from carts and equipment, or simply as an accent in your overall design.

Product Code	Dimensions	Colors	Protection Level
EB-25	1-1/16"D x 1-1/8"H	60	Medium

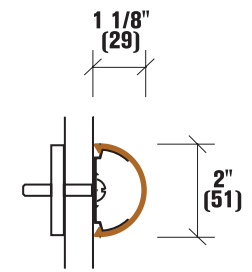


**EBR-30
EBT-30**



With either textured (EBT-30) or gloss (EBR-30) finishes, this classic, yet versatile shape is perfect as a chair rail, bumper rail, or just to provide a color accent.

Product Code	Dimensions	Colors	Protection Level
EBR-30/EBT-30	1-1/8"D x 2"H	◆	Medium

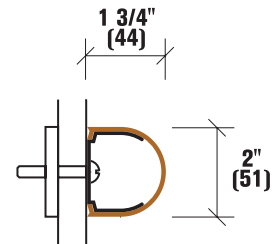


WG-22



A larger version of EB-25, WG-22 is perfect for use in many applications to protect against damage from carts, beds or chairs. The smooth finish helps maintain a clean aesthetic look.

Product Code	Dimensions	Colors	Protection Level
WG-22	1-3/4"D x 2"H	◆	Medium



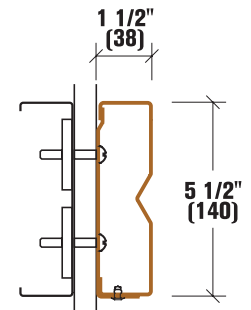
CRASH RAILS

CRS-200



This stainless steel crash rail combines maximum impact protection with a clean, modern design. Stainless steel helps to keep an easy-to-clean surface, and allows for use of harsh cleaners, while the V-groove design adds rigidity and visual interest.

Product Code	Dimensions	Colors	Protection Level
CRS-200	1-1/2"D x 5-1/2"H	#4 Satin Finish Stainless Steel	Heavy

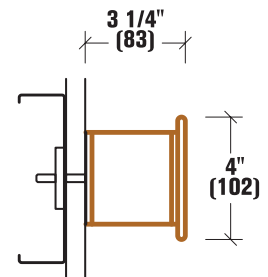


**CRS-100
CRA-100
CRAT-100**



Steri-Guard™ crash rails, available in stainless steel or aluminum, provide easily maintained, indestructible protection for labs or hospitals where sterile environments are a concern. The material resists bacterial growth. Also available with adhesive applied brackets (CRAT-100, CRST-100) for an even smoother, cleaner look.

Product Code	Dimensions	Colors	Protection Level
CRS-100	3-1/4"D x 4"H	#4 Satin Finish Stainless Steel	Heavy
CRA-100	3-1/4"D x 4"H	Clear Anodized Aluminum	Heavy
CRAT-100	3-1/4"D x 4"H	Clear Anodized Aluminum	Heavy

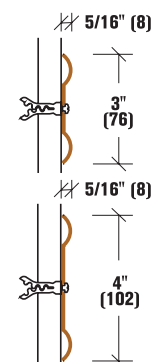


**CR-3
CR-4**



Clear polycarbonate rub rails won't distract from the décor yet offer complete impact protection. Eight-foot lengths are available in 3" or 4" widths.

Product Code	Dimensions	Colors	Protection Level
CR-3	5/16"D x 3"H	Clear	Medium
CR-4	5/16"D x 4"H	Clear	Medium



3 Wall Covering








Pro-Tek® vinyl wall covering can be suited for a broad range of applications, from corridor wainscot and patient room walls, to back-of-house areas and slop sink backsplashes. Or it can simply be used as a finishing touch to complete a unified presentation in wall protection system designs. From the thinnest .030" gauge to our indestructible .125" sheet, used at wainscot height or full wall height, our wall covering can protect your walls, doors and cabinetry in any facility, and any application, all while providing added texture and color to whatever design scheme you choose. Available in a myriad of sheet sizes and rolls, 60 standard colors, and any custom color you can dream of, Pro-Tek® wall covering has the versatility to serve your needs.

-  Rapid Response
-  Red-E-Clip
-  Standard 60 Colors
-  Uses Recycled Materials

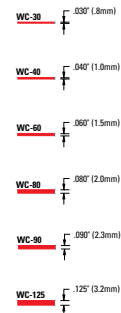
WC-30
 WC-40
 WC-60
 WC-80
 WC-90
 WC-125



Standard size sheets are 4'x8'. Also available are 3'x8', 3'x9', 3'x10', 4'x9', 4'x10', 2'x120', and 3'x120', as non-standard sizes with minimum quantities. 4'x120' is the standard size roll. Custom sizes also available.

Product Code	Dimensions	Colors	Case Size	Fire Rating
WC-30	.030"	30 Standard	30 pieces	Class A
WC-40 	.040"		20 pieces	Class A
WC-60 	.060"		16 pieces	Class A
WC-80	.080"		12 pieces	Class A
WC-90	.090"		10 pieces	Class A
WC-125	.125"		8 pieces	Unrated

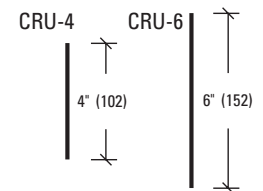


CR-40
 CR-60



Product Code	Dimensions	Colors	Case Size	Fire Rating
CR-40	.040"		N/A	Class A
CR-60	.060"		N/A	Class A

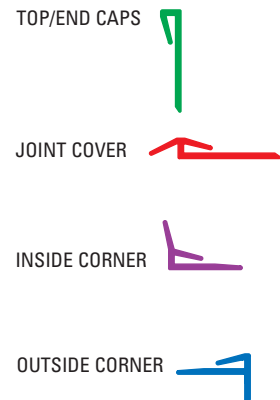




WC-98 TOP/END CAP
 WC-99 JOINT COVER
 WC-100 INSIDE COVER
 WC-101 OUTSIDE COVER

Accessory	Application
Top/End Caps	WC-98 for use with .030" - .060" WCT-98 for use with .080" - .090" WCTH-98 for use with .125"
Joint Cover	WC-99 for use with .030" - .060" WCT-99 for use with .080" - .090" WCTH-99 for use with .125"
Inside Corner	WC-100 for use with .030" - .060" WCT-100 for use with .080" - .090" WCTH-100 for use with .125"
Outside Corner	WC-101 for use with .030" - .060" WCT-101 for use with .080" - .090" WCTH-101 for use with .125"

Accessory Moldings Available in 8' - 0" and 10' - 0" lengths



Top/End Cap


Joint Cover



Inside Corner

Outside Corner

Pawling offers a complete line of installation accessories. See our installation instructions for more detailed information on our website.



4 Corner Guards

Pawling's line of corner guards leads the industry in its breadth of application, with suitable options for protecting every type of facility and every application. Whether for a healthcare, educational, municipal or commercial building, you can rely on Pawling's Pro-Tek® corner guards to protect your building from front to back. Choose from flush-mounted or surface-mounted corner guards with styles including vinyl retainers, rigid vinyl, polycarbonate, stainless steel, aluminum, rubber and recycled HDPE (see our Heavy-Duty Impact Protection options for the latter two products). Most styles are available in multiple sizes, angles, and colors for perfect coordination with the rest of our impact protection product line.

- Rapid Response
- Red-E-Clip
- Standard 60 Colors
- Uses Recycled Materials

SURFACE MOUNTED

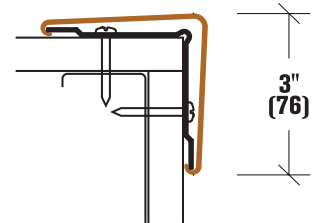
CG-10
CG-10R



This 90° corner guard offers protection in an unlimited array of colors. Custom corner angles can also be accommodated. Available with a recycled vinyl retainer (CG-10R).

Product Code	Colors	Wing Dimension	Style	Corner Protection
CG-10		3"	90°	Med.-Heavy
CG-10R				

-
-
-



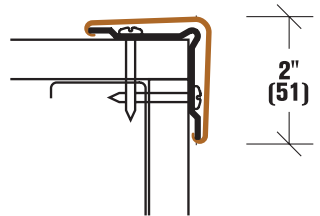
CG-20
CG-20R



For areas with less traffic, our 2" wing corner guard provides the protection needed in a size designed to blend easily into your décor. Also available with a recycled vinyl retainer (CG-20R).

Product Code	Colors	Wing Dimension	Style	Corner Protection
CG-20		2"	90°	Med.-Heavy
CG-20R				

-
-
-



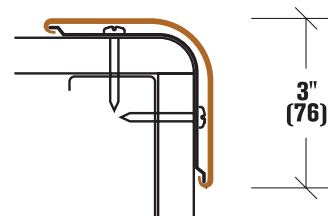
CG-30



Our bull nose 3" wing corner guard provides effective protection with a smooth, rounded corner for great design flexibility. CG-30 takes away the harsh edges and blends well with curved hand rails and wall guards.

Product Code	Colors	Wing Dimension	Style	Corner Protection
CG-30		3"	90°	Med.-Heavy

-

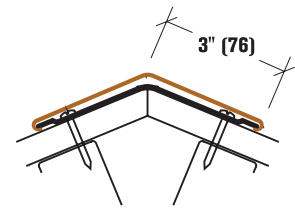




**CG-135
CG-135R**



Product Code	Colors	Wing Dimension	Style	Corner Protection
CG-135 CG-135R	◆	3"	135°	Med.-Heavy

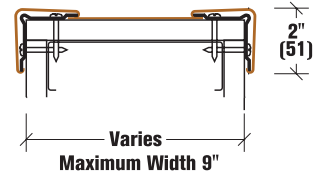


Our 3" wing is available with a 135° angle. Also available with a recycled vinyl retainer (CG-135R).

**CG-11
CG-11R**



Product Code	Colors	Wing Dimension	Style	Corner Protection
CG-11 CG-11R	◆	2" wings; can fit partition up to 9" width	End Wall	Med.-Heavy

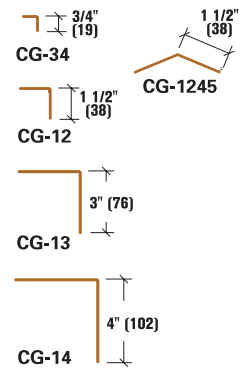


Our CG-11 gives your end wall partitions extra protection with two CG-20 2" wing corner guards and our rigid wall covering strip as filler. Also available with a recycled retainer (CG-11R).

**CG-34
CG-12
CG-13
CG-14
CG-1245**



Product Code	Colors For All	Wing Dimension	Style	Corner Protection
CG-34	◆	3/4"	90°	Medium
CG-12 ◆		1-1/2"	90°	
CG-13		3"	90°	
CG-14		4"	90°	
CG-1245		1-1/2"	135°	

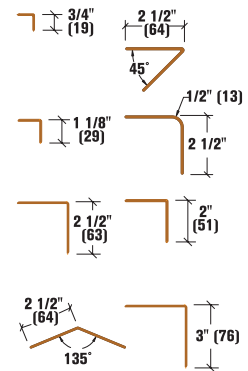


Our rigid vinyl corner guards come in 90° or 135° angles and wing sizes from 3/4" to 4". The smallest wing (CG-34) is installed with double-faced tape or adhesive, but all other styles come with the option of adhesive, double-sided tape or mechanical fasteners using pre-drilled holes.

**CG-16
CG-17
CG-18
CG-19
CG-22
CG-23
CG-24
CG-25**



Product Code	Colors For All	Wing Dimension	Style	Corner Protection
CG-16	Clear, Black,	3/4"	90°	Medium
CG-17 ◆	Ivory, Linen	1-1/8"	90°	
CG-18 ◆	White, Tan	2-1/2"	90°	
CG-19	Brown, Gray	2-1/2"	135°	
CG-22	Green,	2-1/2"	45°	
CG-23	Pastel Blue,	2-1/2"	90° 1/2" radius	
CG-24	Polar White	2"	90°	
CG-25		3"	90°	



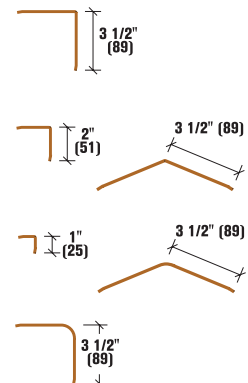
Our popular clear polycarbonate corner guards allow your décor to shine through. Or choose from nine additional color options. With three angles, two wing sizes and two standard lengths (4' or 8'), these corner guards provide numerous choices.

**CG-50
CG-51
CG-52
CG-55
CG-60
CG-65**



Product Code	Colors For All	Wing Dimension	Style	Corner Protection
CG-50	#4 Satin Finish	3-1/2"	90°	Heavy
CG-51	Stainless Steel	2"	90°	
CG-52		1"	90°	
CG-55		3-1/2"	90° 3/4" radius	
CG-60		3-1/2"	135° 1/8" radius	
CG-65		3-1/2"	135° 3/4" radius	

Our stainless steel corner guards-Type 304 standard & Type 316 available come in a variety of radii and corner angles, with easy installation (standard adhesive or optional pre-drilled holes for fasteners). Excellent for lab or food service environments. Combine with our CRS-100. Also available in custom angles and wing sizes.

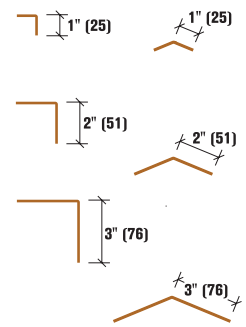


CG-400
CG-401
CG-402
CG-403
CG-404
CG-405



Product Code	Colors For All	Wing Dimension	Style	Corner Protection
CG-400	Mill Finish	1"	90°	Heavy
CG-401	Aluminum	2"	90°	Heavy
CG-402		3"	90°	Heavy
CG-403		1"	135°	Heavy
CG-404		2"	135°	Heavy
CG-405		3"	135°	Heavy

Our mill finish aluminum corner guards are easy to install and come in wing sizes from 1" to 3". They come standard with adhesive, or can be pre-drilled for mounting with mechanical fasteners. Customize the look you need with lengths up to 10'. Also available in custom angles and wing sizes.

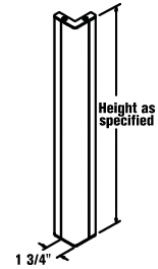


CGWS-275
CGWS-275-135



Product Code	Colors	Wing Dimension	Style	Corner Protection
CGWS-275	Mill Finish Aluminum & 6 Wood Stains	2-3/4"	90°	Heavy
CGWS-275-135	Mill Finish Aluminum & 6 Wood Stains	2-3/8"	135°	Heavy

A refined wood profile with a sturdy stainless steel insert to deflect tough impacts. 90° or 135° angles, each with a top and bottom stainless steel cap.

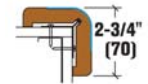


CGWS-275B




Product Code	Colors	Wing Dimension	Style	Corner Protection
CGWS-275B	Mill Finish Aluminum & 6 Wood Stains	2-3/4"	90°	Heavy

Refined wood profile with a bullnose, sturdy stainless steel insert.



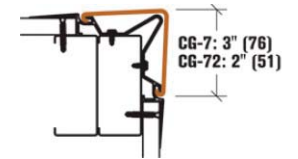
FLUSH MOUNTED—NON-RATED

CG-7
CG-72



Product Code	Colors	Wing Dimension	Corner Protection	Style	Cove-base Installation/ Aluminum Insert
CG-7	◆	3"	Med.-Heavy	90°	Yes
CG-72	◆	2"	Med.-Heavy	90°	Yes

Standard angles for our 3" and 2" wing corner guards are 90°, but we will custom fabricate flush-mounted corner guard to any angle required from 45° to 160°.

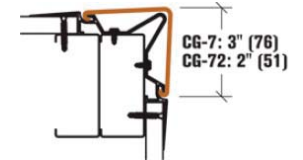


CG-7S
CG-72S



Product Code	Colors	Wing Dimension	Corner Protection	Style	Cove-base Installation/ Aluminum Insert
CG-7S	Stainless Steel	3"	Heavy	90°	Yes
CG-72S	Stainless Steel	2"	Heavy	90°	Yes

Flush mounted stainless steel corner guard. A perfect pair is our Steri-guard (CRS-100).

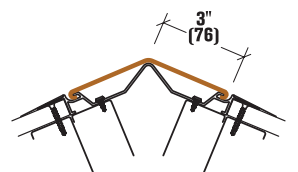


CG-75



Product Code	Colors	Wing Dimension	Corner Protection	Style	Cove-base Installation/ Aluminum Insert
CG-75	◆	3"	Med.-Heavy	135°	Yes

Offers same advantage as CG-7, but with 135° angle.

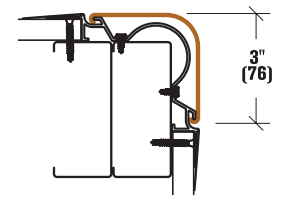




CG-32



Product Code	Colors	Wing Dimension	Corner Protection	Style	Cove-base Installation/ Aluminum Insert
CG-32	◆	3"	Med.-Heavy	90° Bullnose	Yes

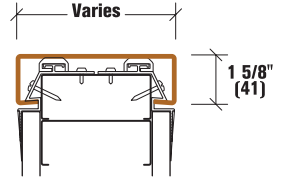


For a softer more gradual corner. The bullnose CG-32 has a 90° corner with a 15/16" radius cover. The "flex action" of the vinyl cover deflects energy and helps absorb impact.

CG-888



Product Code	Colors	Wing Dimension	Corner Protection	Style	Cove-base Installation/ Aluminum Insert
CG-888	◆	1-5/8"	Med.-Heavy	End Wall	Yes



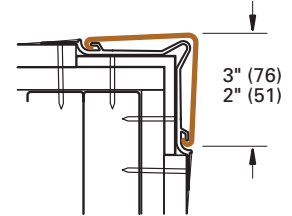
This custom fabricated end wall protector can be fitted for partitions up to 7-1/4" wide. Two internal bumpers offer the impact absorption necessary for vulnerable end wall partitions.

FLUSH MOUNTED - 1 + 2 HOUR RATED

CGF-7 CGF-72



Product Code	Colors	Wing Dimension	Corner Protection	Style	Fire Rating when Installed	Cove-base Installation/ Aluminum Insert
CGF-7	◆	3"	Med.-Heavy	90°	1 layer dry-wall = 1 hour	Yes
CGF-72	◆	2"	Med.-Heavy	90°	2 layers dry-wall = 2 hours	Yes

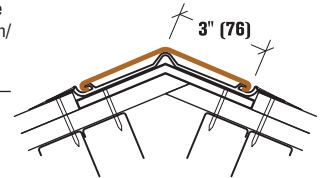


Our flush-mounted corner guards with fire barriers will protect your corners, and help protect your patients, tenants or employees from fire, with 3" or 2" wings.

CGF-75



Product Code	Colors	Wing Dimension	Corner Protection	Style	Fire Rating when Installed	Cove-base Installation/ Aluminum Insert
CGF-75	◆	3"	Med.-Heavy	135°	1 layer dry-wall = 1 hour 2 layers dry-wall = 2 hours	Yes

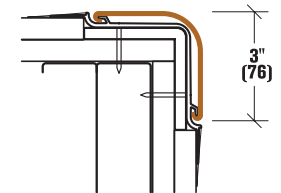


CG-75 offers the same advantages of CG-7, but with a 135° angle.

CGF-32



Product Code	Colors	Wing Dimension	Corner Protection	Style	Fire Rating when Installed	Cove-base Installation/ Aluminum Insert
CGF-32	◆	3"	Med.-Heavy	15/16" radius	1 layer dry-wall = 1 hour 2 layers dry-wall = 2 hours	Yes

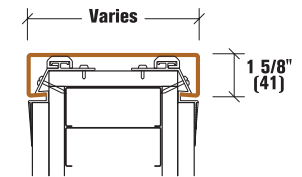


For a softer, more gradual corner, use our bullnose CG-32 90° corner guard with a 15/16" radius corner. The "flex action" of the vinyl cover deflects energy and helps absorb impact.

CGF-888



Product Code	Colors	Wing Dimension	Corner Protection	Style	Fire Rating when Installed	Cove-base Installation/ Aluminum Insert
CGF-888	◆	1-5/8"	Med.-Heavy	End Wall	1 layer dry-wall = 1 hour 2 layers dry-wall = 2 hours	Yes



Use our continuous end wall partition cover for the same continuous wall surface look provided by all of our flush-mounted corner guards. CGF-888 is custom made to your wall dimensions, up to 7-1/4" wide, for a perfect fit.

5 Door and Frame Protection

It's easy to forget how vulnerable doors and entryways are to potential damage from equipment and pedestrian traffic. Pawling's door and frame protection helps reduce costly maintenance and repairs that come as a result of normal, day-to-day abuse. Available in a virtually unlimited variety of sizes, some of these accessories can be customized to unusual or artistic shapes that further enhance your facility's décor.

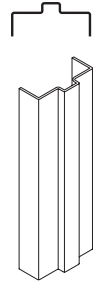
-  Rapid Response
-  Red-E-Clip
-  Standard 60 Colors
-  Uses Recycled Materials

DFC-1



Manufactured to your custom requirements, this one-piece solid door frame guard is constructed to protect your entire door frame surface.

Product Code	Dimensions	Color	Material
DFC-1	Custom formed to door frame	◆	Vinyl

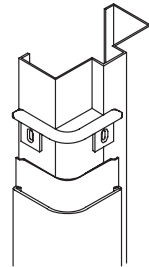


DFG-30



An aluminum retainer supports a rigid cover that affords added strength and protection. Installed with a 3" wing protection over your existing metal door frame.

Product Code	Dimensions	Color	Material
DFG-30	3" Wing – Height varies	◆	Vinyl

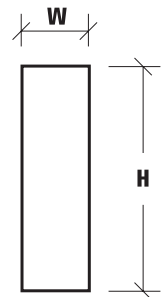


PPS-16



Use 16-gauge Type 304 stainless steel push plates in areas that demand extra protection; also excellent for laboratories and medical facilities where cleanliness is an important issue. Adhesive supplied for installation; drilling optional.

Product Code	Dimensions	Color	Material
PPS-16	16 gauge thickness in custom width and height	#4 Satin Finish	Stainless Steel

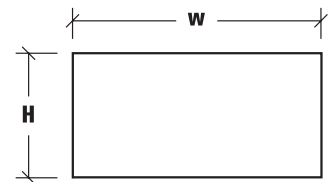


KPS-16



This heavy-duty kick plate, made from 16-gauge Type 304 stainless steel, is cut to your specific height and width to ensure optimum performance. Adhesive supplied for installation; drilling optional. Also available with one or two bends to wrap around and protect the door edge.

Product Code	Dimensions	Color	Material
KPS-16	16 gauge thickness in custom width and height	#4 Satin Finish	Stainless Steel

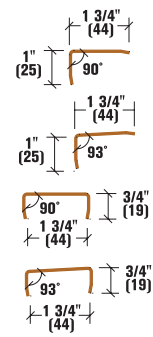


DES-190
DES-193
DES-290
DES-293



Choose the profile that suits your needs. DES-190 and DES-193 protect the edge and one side of a door; DES-290 and DES-293 wrap around to protect the edge and two sides. Type 304 stainless steel; adhesive supplied for installation (drilling optional).

Product Code	Dimensions	Color	Material
DES-190	L-shaped: 1-3/4" x 1", 90°	#4 Satin Finish	Stainless Steel
DES-193	L-shaped: 1-3/4" x 1", 93°	#4 Satin Finish	Stainless Steel
DES-290	U-shaped: 3/4" x 1-3/4" x 3/4", 90°	#4 Satin Finish	Stainless Steel
DES-293	U-shaped: 3/4" x 1-3/4" x 3/4", 93°	#4 Satin Finish	Stainless Steel

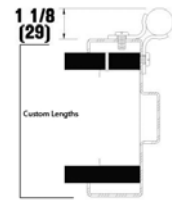


DFGS-100



Stainless steel door jam guard protects doorways in a variety of biomedical and lab settings. Perfect to pair with our other stainless steel impact protection products.

Product Code	Dimensions	Color	Material
DFGS-100	1" available in custom lengths	304	Stainless Steel



PPV-40
PPV-60

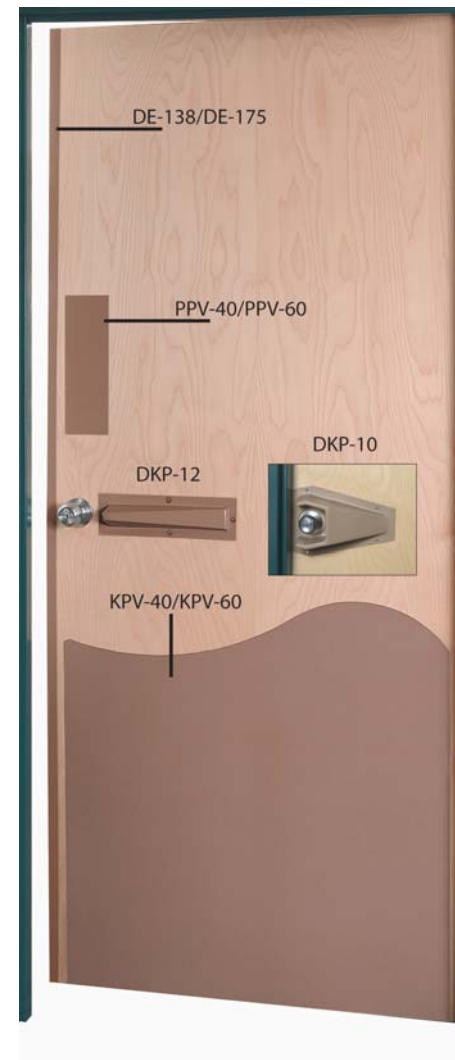

Available in .040" (PPV-40) and .060" (PPV-60) thickness, these rigid vinyl push plates are available in 4" or 8" widths and can be applied with tape, adhesive or screws.

DKP-10
DKP-12

The tapered design of the DKP-12 helps deflect collisions that can destroy a doorknob or cause serious injury. The cup-like shape of the DKP-10 shelters the knob for complete protection.

DE-138
DE-175

Permanently shield your door edge to protect it from unsightly marring and excessive wear. DE-138 fits 1-3/8" doors; DE-175 fits 1-3/4" thickness.



Product Code	Dimensions	Color	Material
PPV-40/ PPV-60	.040" or .060" thick , 4" W x 12" H or 8" W x 12" H	◆	Vinyl
DKP-10 DKP-12	11-1/4" W x 6-3/8" H 12" W x 3-3/16" H	Ivory, Tan, Brown, Eggshell	Vinyl
DE-138/ DE-175	U-shaped: 1-3/8" or 1-3/4" door width with 1" wings	◆	Vinyl
KPV-40/ KPV-60	.040" or .060" thick in custom width and height	◆	Vinyl



6 Equipment and Cart Bumpers

Protect more than your walls with our line of cart and equipment bumpers. Pro-Tek® protection goes the extra mile when you ensure the edges of your cart and equipment have the same safeguards as other areas of your facility. These versatile products can also be mounted on nurse stations, or retail counters and islands to protect from cart damage. Coordinate with other impact protection profiles to maintain a common theme and décor.

-  Rapid Response
-  Red-E-Clip
-  Standard 60 Colors
-  Uses Recycled Materials

EB-1



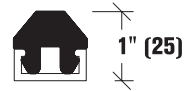
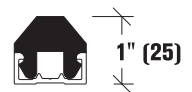
EBRF-1



EBRU-1



Product Code	Dimensions	Colors	Material	End Cap Colors
EB-1	1"D x 1"H	Black, Ivory, Tan, Brown, Gray, Polar White	Flexible vinyl with aluminum channel	Matching
EBRF-1	1"D x 1"H	Black, Ivory, Tan, Brown, Gray, Polar White	Flexible vinyl with rigid vinyl channel	Matching
EBRU-1	1"D x 1"H	Black, Ivory, Tan, Brown, Gray, Taupe, Silver Gray, Linen White	Rigid vinyl with rigid vinyl channel	Matching

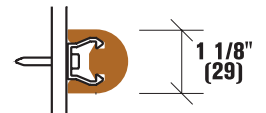
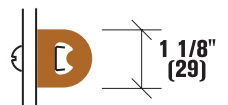


The EB-1 series is available in three combinations of rigid and flexible vinyl, and aluminum. EB-1 has a flexible vinyl cover and aluminum channel. EBRF-1 has a flexible vinyl cover and rigid vinyl channel, and EBRU-1 has a rigid vinyl cover and rigid vinyl channel.

EB-10 EB-21



Product Code	Dimensions	Colors	Material	End Cap Colors
EB-10	1-1/16"D x 1-1/8"H	Black, Ivory, Tan, Brown, Gray, Polar White	Flexible vinyl with steel insert	Matching
EB-21	1-1/16"D x 1-1/8"H	Black, Ivory, Tan, Brown, Gray, Polar White	"Lock-in-place" flexible vinyl on aluminum retainer	Matching



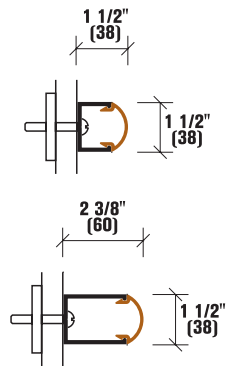
With matching vinyl end caps and outside corners, the EB-10 and EB-21 provide durable means to protect walls, carts, and other equipment. EB-10 conforms to equipment and wall contours, while EB-20 gives you the straight line impact required most often.

**WG-1
WG-2**



A cost effective alternative, the WG-1 and WG-2 series wall guards feature rigid vinyl inserts with a clear anodized aluminum channel for easy installation.

Product Code	Dimensions	Colors	Material	End Cap Colors
WG-1	1-1/2"D x 1-1/2"H	Black, Gray, Beige Desert, Silver Gray, Linen White, Windsor Blue, Chinchilla, Eggshell, Teal	Rigid vinyl with aluminum channel	Matching
WG-2	2-3/8"D x 1-1/2"H	Black, Gray, Beige Desert, Silver Gray, Linen White, Windsor Blue, Chinchilla, Eggshell, Teal	Rigid vinyl with aluminum channel	Matching

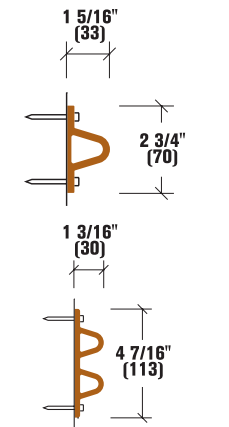


**MD-1
MD-2**



Excellent for marine and industrial applications, the MD series have surface areas of either 2-3/4" or 4-7/16", depending on your needs. With six standard colors and black end caps, these flexible vinyl MD bumpers provide the protection you need in a variety of applications.

Product Code	Dimensions	Colors	Material	End Cap Colors
MD-1	1-5/16"D x 2-3/4"H	Black, Tan, Brown, Gray, White, Safety Yellow	Single-Bulb Flexible Vinyl	Black
MD-2	1-3/16"D x 4-7/16"H	Black, Tan, Brown, Gray, White, Safety Yellow	Double-Bulb Flexible Vinyl	Black

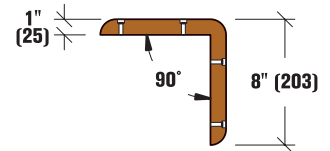


EB-8



EB-8 is made from flexible vinyl to provide durable corner protection for carts, cabinetry and countertops in a variety of colors.

Product Code	Dimensions	Colors	Material	End Cap Colors
EB-8	1"D x 8"W	Black, Ivory, Tan, Brown, Gray, Polar White	Molded flexible vinyl	N/A

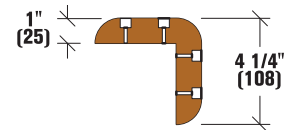


EB-20



In a non-marking gray natural rubber, EB-20 will protect cart, cabinet and countertop corners from damage, and help prevent personal injury.

Product Code	Dimensions	Colors	Material	End Cap Colors
EB-20	4-1/4"W x 4-1/4"H x 1"D	Gray	Molded natural rubber	N/A



7 Heavy-Duty Bumpers

Pro-Tek's® Heavy-Duty Wall Guard Series features superior protection from damage caused by all types of traffic. Our proprietary compounds provide chemical and UV stability suitable for most commercial and industrial applications. Whether it's a warehouse, parking garage, loading dock or other high-traffic area, Pro-Tek® Heavy-Duty Wall Guards will do the job right—protecting both your people and your property.

-  Rapid Response
-  Red-E-Clip
-  Standard 60 Colors
-  Uses Recycled Materials

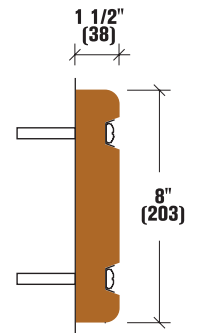
RUBBER

E-1



Used extensively in parking garages, industrial plants, warehouses, and building service areas, the E-1 can be wrapped around cylindrical columns of 18" diameter or greater. Use it to protect the entire environment—flat or curved, inside or out.

Product Code	Dimensions	Color	Material	Shape	Impact Protection
E-1	1-1/2"D x 8"H	Black	EPDM Rubber	Rectangular	Ultra Heavy-Duty

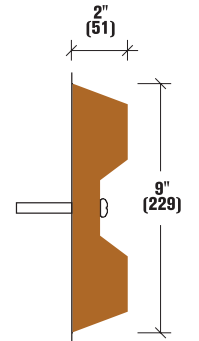


M-2



Similar to our E-1, but larger still for maximum surface protection (9"). This popular chamfered profile offers an added aesthetic value while still providing excellent protection for walls and vehicles.

Product Code	Dimensions	Color	Material	Shape	Impact Protection
M-2	2"D x 9"H	Black	EPDM Rubber	Rectangular	Ultra Heavy-Duty

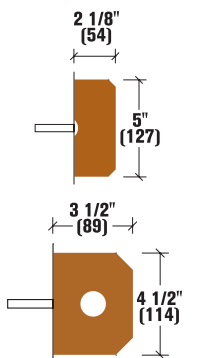


ER-25 ER-45



ER-25 and ER-45 feature a solid block design for maximum impact resistance and chamfered edges for safety.

Product Code	Dimensions	Color	Material	Shape	Impact Protection
ER-25	2-1/8"D x 5"H	Black	EPDM Rubber	Rectangular	Ultra Heavy-Duty
ER-45	3-1/2"D X 4-1/2"H	Black	EPDM Rubber	Rectangular	Ultra Heavy-Duty

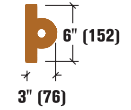
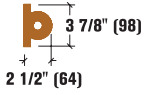
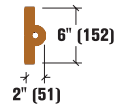


**WT-20
WT-25
WT-30**



Product Code	Dimensions	Color	Material	Shape	Impact Protection
WT-20	2"D X 6"H	Black	EPDM Rubber	Round w/Wings	Heavy-Duty
WT-25	2-1/2"D x 3-7/8"H	Black	EPDM Rubber	Round w/Wings	Ultra Heavy-Duty
WT-30	3"D X 6"H	Black	EPDM Rubber	Round w/Wings	Heavy-Duty

Our wing-type bumper combines the impact absorption of a hollow cylindrical design with the ease of wing-mounted installation.

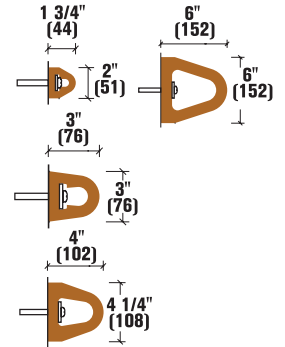


**D-2
D-3
D-4
D-6**



Product Code	Dimensions	Color	Material	Shape	Impact Protection
D-2	1-3/4"D x 2"H	Black/Gray	EPDM Rubber	U-shape	Medium
D-3	3"D x 3"H	Black	EPDM Rubber	U-shape	Heavy-Duty
D-4	4"D x 4-1/4"H	Black/Gray	EPDM Rubber	U-shape	Ultra Heavy-Duty
D-6	6"D x 6"H	Black	EPDM Rubber	U-shape	Ultra Heavy-Duty

Vehicles will find extra cushioning from these D-shaped bumpers ranging in size from 2" to 6".

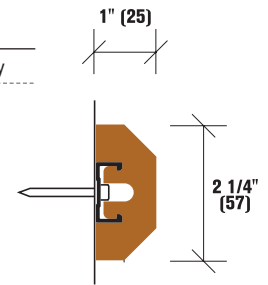


EB-15



Product Code	Dimensions	Color	Material	Shape	Impact Protection
EB-15	1"D x 2-1/4"H	Black	EPDM Rubber	Rectangular	Heavy-Duty

Mounted on an aluminum retainer, the EB-15 offers excellent abrasion resistance and weather resistance, so it's great for use indoors or out. The retainer provides even greater impact protection and is easily installed with no visible hardware. Molded urethane end caps and outside corners provide a finished look.

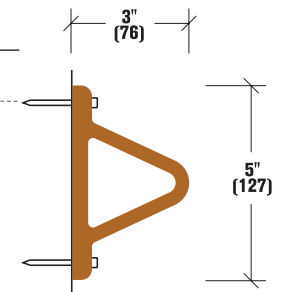


MD-5



Product Code	Dimensions	Color	Material	Shape	Impact Protection
MD-5	3"D x 5"H	Black, Gray	Natural Rubber	V-shape	Heavy-Duty

The MD-5 is designed for maximum roll action and provides good weather resistance. This extruded natural rubber wall guard with molded urethane end caps provides excellent protection in service corridors and other "back-of-house" applications.



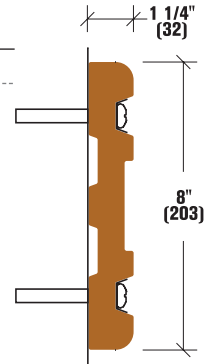
URETHANE

E-2



For good weather resistance and a non-marking surface, choose our urethane E-2 wall guard with matching molded end caps and outside corners.

Product Code	Dimensions	Color	Material	Shape	Impact Protection
E-2	1-3/4"D x 8"H	Charcoal	Urethane	Rectangular	Heavy-Duty

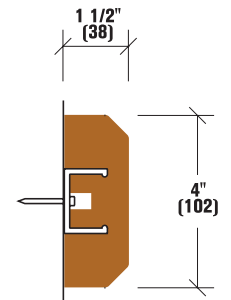


EB-4



The maximum cushioning effect of the EB-4 safeguards property in a variety of areas. Like the smaller version EB-15, it has good abrasion and weather resistance and is equally easy to install. Molded end caps and outside corners complete the installation.

Product Code	Dimensions	Color	Material	Shape	Impact Protection
EB-4	1-1/2"D x 4"H	Black	Urethane	Rectangular	Medium

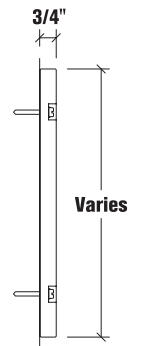


RECYCLED HDPE SERIES

- PEW-14
- PEW-16
- PEW-18
- PEW-110
- PEW-113
- PEW-118



Product Code	Dimensions	Color	Material	Shape	Impact Protection
PEW-14	3/4"D x 3-1/2"H15	12 Standard	Recycled HDPE	Rectangular	Heavy-Duty
PEW-16	3/4"D x 5-1/2"H	12 Standard	Recycled HDPE	Rectangular	Heavy-Duty
PEW-18	3/4"D x 7-1/2"H	12 Standard	Recycled HDPE	Rectangular	Heavy-Duty
PEW-110	3/4"D x 9-1/2"H	12 Standard	Recycled HDPE	Rectangular	Heavy-Duty
PEW-113	3/4"D x 12-1/2"H	12 Standard	Recycled HDPE	Rectangular	Heavy-Duty
PEW-118	3/4"D x 18"H	12 Standard	Recycled HDPE	Rectangular	Heavy-Duty

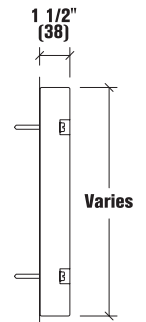


An environmentally friendly alternative to rubber, these 3/4" thick Pro-Tek Earth™ profiles are excellent options for moderate to heavy-duty abuse areas, such as service corridors or "back-of-house" applications.

- PEW-24
- PEW-26
- PEW-28
- PEW-210
- PEW-212

Made of 100% recycled high-density polyethylene (HDPE).

Product Code	Dimensions	Color	Material	Shape	Impact Protection
PEW-24	1-1/2"D x 3-1/2"H	12 Standard	Recycled HDPE	Rectangular	Heavy-Duty
PEW-26	1-1/2"D x 5-1/2"H	12 Standard	Recycled HDPE	Rectangular	Heavy-Duty
PEW-28	1-1/2"D x 7-1/2"H	12 Standard	Recycled HDPE	Rectangular	Heavy-Duty
PEW-210	1-1/2"D x 9-1/2"H	12 Standard	Recycled HDPE	Rectangular	Heavy-Duty
PEW-212	1-1/2"D x 11-1/2"H	12 Standard	Recycled HDPE	Rectangular	Heavy-Duty



Pro-Tek Earth™ 1-1/2" thick wall guards will protect your facility in even the heaviest abuse areas, such as factories, warehouses, and loading docks.



8 Heavy-Duty Corner Guards

When you need maximum impact protection in your commercial or industrial environment, turn to Pawling's line of Pro-Tek® Heavy-Duty Corner Guards. Protect columns in a retail environment and corners in your parking garage or storage facility. Whether it's loading docks, warehouses or in-plant offices that need protection, our Heavy-Duty Corner Guards will complete your design in a variety of wing sizes and colors.

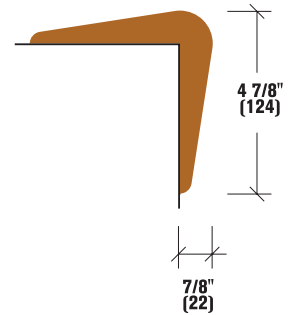
-  Rapid Response
-  Red-E-Clip
-  Standard 60 Colors
-  Uses Recycled Materials

CG-1



CG-1's natural rubber blend provides high-impact resistance in a non-marking material. Available in lengths from 4' to 12', our most popular heavy-duty corner guard can be used in any application, inside or out.

Product Code	Colors	Material	Wing Size	Recommended Mounting	Interior/Exterior
CG-1	Gray	Natural Rubber	4-7/8"	Adhesive or Mechanical Fasteners	Both

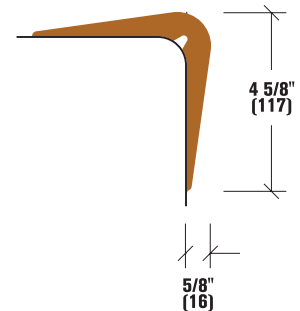


CG-2 CG-2E



Available in SBR rubber (CG-2) or EPDM rubber (CG-2E), these 4-5/8" wing corner guards offer durable protection in different environments. Use CG-2 for interior installations, while CG-2E is perfect for interior or exterior environments.

Product Code	Colors	Material	Wing Size	Recommended Mounting	Interior/Exterior
CG-2	Black	SBR Rubber	4-5/8"	Adhesive or Mechanical Fasteners	Interior
CG-2E	Black	EPDM Rubber	4-5/8"	Mechanical Fasteners	Both

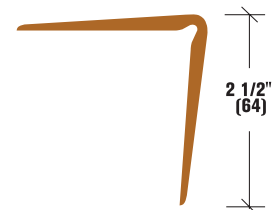


CG-3



CG-3 combines the reduced cost of flexible vinyl with a variety of color options to handle all kinds of heavy-duty impact protection applications.

Product Code	Colors	Material	Wing Size	Recommended Mounting	Interior/Exterior
CG-3	Black, Ivory, Tan, Brown, Gray, Yellow, Polar White	Flexible Vinyl	2-1/2"	Adhesive	Both

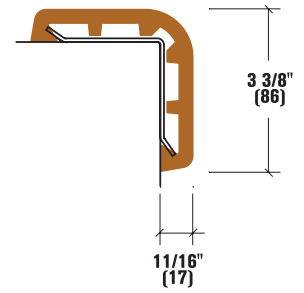


CG-4




This new design combines the durability and impact resistance of EPDM rubber with the convenience of a retainer/snap-on-cover installation. The 3-3/8" wing style comes with black urethane end caps for a finished appearance. The galvanized steel retainer makes CG-4 perfect for inside or outside.

Product Code	Colors	Material	Wing Size	Recommended Mounting	Interior/Exterior
CG-4	Black	EPDM Rubber/ Galvanized Steel	3-3/8"	Mechanical Fasteners in Galvanized Steel Retainer	Both

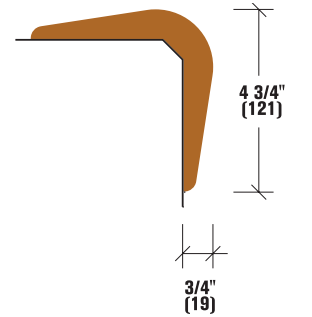


CG-5



Another natural rubber blend corner guard this time in a 4-3/4" wing size. CG-5 features a non-marking gray color and special chamfered corners in either 4' or 8' lengths.

Product Code	Colors	Material	Wing Size	Recommended Mounting	Interior/Exterior
CG-5	Gray	Natural Rubber	4-3/4"	Adhesive or Mechanical Fasteners	Both



CG-9



CG-9 is our smallest and most inexpensive flexible vinyl corner guard, and is available in a seven different colors.

Product Code	Colors	Material	Wing Size	Recommended Mounting	Interior/Exterior
CG-9	Black, Ivory, Tan, Brown, Gray, Yellow, Polar White	Flexible Vinyl	1-3/4"	Adhesive	Both

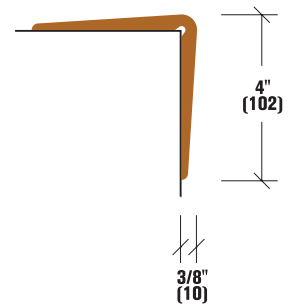


CG-15



Our largest flexible vinyl heavy-duty corner guard, the CG-15 has a 4" wing and provides durable protection for both interior and exterior installations.

Product Code	Colors	Material	Wing Size	Recommended Mounting	Interior/Exterior
CG-15	Black, Tan, Brown, Gray, Safety Yellow	Flexible Vinyl	4"	Adhesive	Both



9 Environmental Commitment

Pawling Corporation has its roots in the historic Harlem Valley Region of New York State. With the abundance of natural beauty surrounding our facilities in Wassaic and Pawling, New York, our responsibility to the planet and those we share it with is evident to us every day. Our company is committed to providing top quality architectural products that positively influence our customers, their projects and the environment we all share. We embrace this sense of stewardship and encourage those we work with to do the same.

Our products contribute to several categories for LEED Certification, including credits 4.1, 4.2, 5.1 and 5.2.

Here are some examples of our commitment in action:

1. Within our facility, we recycle cardboard, paper, scrap metals, aluminum, glass and plastic products.
2. Our Vinyl Recycling Program allows customers to return used vinyl to us during their renovation or demolition projects.
3. We strive to use recycled content in the manufacturing of our products:
 - Our line of Pro•Tek Earth™ wall guards is made from 100% post-consumer recycled HDPE such as milk bottles, water bottles, and detergent containers.

- All of the aluminum furnished with our products is manufactured from no less than 70% recycled aluminum.

- All of our products containing stainless steel are manufactured from approximately 33% post-industrial and 59% post-consumer recycled content.

- Our Dura-Tile rubber tiles are made from 100% recycled tire materials.

- Our Parking Blocks and Speed Bumps are made from 100% post-consumer/post-industrial recycled material.

4. Our Interlok® Rubber Tiles contain NONE of the following materials: heavy metals (lead, antimony, arsenic, barium, chromium, etc.), halogens (chlorine, bromine, fluorine, CFCs,


iodine), plasticizers monomers, formaldehyde, or asbestos. In addition, our tiles are loose laid and require no adhesive, resulting in zero outgassing of VOCs. Finally, our athletic tiles are free from toxic compounds that are harmful to the environment, so they may be recycled after their useful life or may be disposed of as solid urban waste.

5. Our ADH-60 wall covering adhesive has a VOC content of less than 5 grams per liter. Our ADH-30 wall covering adhesive has 77 grams of VOC per litre, less water and exempt solvents. Both of these are in compliance with Rule #1168 for contact adhesives and/or specialty contact adhesives.

PVC products are sustainable as well as easily recycled. In addition, they

consume less fossil fuel and raw materials to create than other alternatives and therefore represent a lower life cycle cost alternative to other impact protection options. We continue to develop environmentally-friendly alternatives for our customers to provide for their needs in all aspects of their facilities.

10 Rapid Response

Your planner forgot five corner guards in your project. Ten feet of wall guard needs replacement in the pediatric wing. You didn't think you'd need a handrail in that hallway, but now you realize you do. When you need almost instant wall protection, think Pawling and our Rapid Response program. We ship it in Three days—or it's free! That's right—we'll ship you any item in our Rapid Response program within three days or you don't pay a penny. Just look for the  icon on our hand rails, corner guards, wall guards and sheet wall covering available in eight of our most popular colors. It's our guarantee and proof that we want to meet and exceed your expectations.


Available Colors

We've increased your Rapid Response options by adding profiles, increasing the maximum order for wall covering, and offering more colors. Rapid Response profiles now come in eight popular colors:



Need it quick?

That's what Rapid Response is for—contact your Pawling representative today for more information or log on to www.pawling.com.



*Rapid Response wall guard, handrail, and corner guard orders are limited to a maximum of 50 pieces per profile, per color, in standard sizes listed. Wall covering orders are limited to 4' x 8' sheets and a maximum of two cases per thickness and color.

A Systems Approach to Distinctive Impact
Protection Design Since 1945

Pro•Tek®

IMPACT

Parking Systems

Engineered and Manufactured
by the Pawling Corporation
www.pawling.com



Parking & Traffic Safety Products

Protect

- Walls
- Corners
- Columns
- Archways
- And Loading Docks

Or ...

- Drive-Up Windows
- Gasoline Pumps
- Oil Tanks
- Hazardous Material and Equipment
- Electrical Wiring and Junction Boxes
- Exposed Plumbing and Gas Lines
- In-Plant Offices
- Marine Docks
- And even Landscaping Material, such as trees, benches, and sidewalks

From ...

- Cars
- Trucks
- Fork Lifts
- Palette Jacks
- Service Vehicles
- Carts
- Boats
- Or Any Other Type of Vehicle

Vehicular traffic poses a myriad of problems and concerns for many types of facilities. Pawling Corporation's line of heavy-duty impact protection products and vehicle control accessories addresses these hazards by making your environment safer for vehicles and people, not to mention extending the life of your facility, and reducing costly repair and maintenance problems. Pro-Tek® products are designed to safeguard walls, corners, and columns exposed to vehicular traffic, and to control vehicle movement to reduce the incidence of personal injury to employees, customers, and pedestrians.

Minimizing damage to vehicles and people can also mean reducing insurance claims and liability policy premiums. A safer environment for employees can result in lower disability

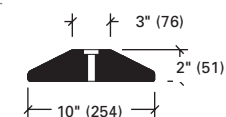
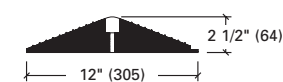
claims and insurance costs, as well as a reduction in lost-time accidents. Whether it be a loading dock, warehouse, manufacturing plant, transportation terminal, distribution center, airport ground support area, parking garage or parking lot, service corridors, or even boating marinas, Pro-Tek® has the answers to your vehicular traffic problems.

Tell us what your impact protection and vehicle control issues are, and let us suggest a comprehensive system utilizing Pro-Tek® products to protect your facility, vehicles, and people. See for yourself the difference that Pro-Tek® products can make.

11 Vehicle Control

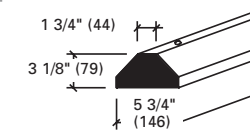
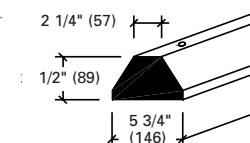
SPEED BUMPS

Product Code	Color	Weight	Material	Stock Length	Features Accessories	Installation
SBE-143	Safety Yellow	12 lbs./Lin. Ft.	Extruded EPDM Rubber	6, 8, 10, 12 and 16 Ft.	Super heavy weight loose-lay speed bump	Loose-Lay Optional 3/16" Proof Coil Chain
SBM-1225	Safety Orange	20 lbs./Ea.	Molded Urethane	4 Ft.	Modular interlocking sections—ribbed surface	Lag Screws w/Nylon Plugs Style SBEC-1225 End Caps
SBE-1025	Safety Yellow	70": 28 lbs./Ea. 106": 48 lbs./Ea.	100% post-consumer, post-industrial recycled plastic	70", 106"	Economical, easy portability	Concrete: Lag Bolt/Butyl Tape Asphalt: Ground Spike/Butyl Tape



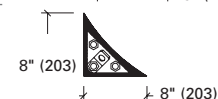
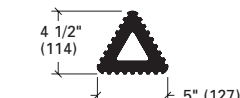
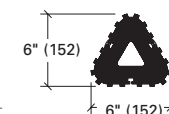
PARKING BLOCKS

Product Code	Color	Weight	Material	Stock Length	Features Accessories	Installation
PB-1	Safety Yellow, Handicap Blue, White, Black, Gray	32 lbs./Ea.	100% post-consumer, post-industrial recycled plastic	70"	Lightweight Durable, Solid Color Throughout	Concrete: Lag Bolts Asphalt: Spikes Galvanized Truss plates for adhesive installation to concrete
PB-2	Safety Yellow, Handicap Blue, White, Black, Gray	25 lbs./Ea.	100% post-consumer, post-industrial recycled plastic	70"	Lightweight Durable, Solid Color	Concrete: Lag Bolts Asphalt: Spikes Galvanized Truss Throughout plates for adhesive installation to concrete



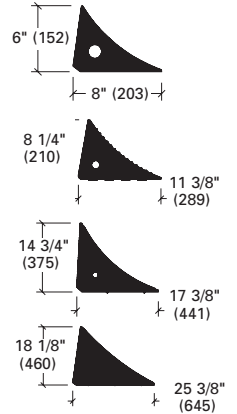
RUBBER WHEEL CHOCKS & WEDGES

Product Code	Color	Weight	Description
SC-10	Black	9 lbs./Ea.	<ul style="list-style-type: none"> Molded from tough nylon-reinforced rubber compound. Economical and long wearing. Recommended for use with heavy trucks/trailers and road equipment. Integral eye bolt for attaching chain.
SC-13	Black	9 lbs./Ea.	<ul style="list-style-type: none"> Same wheel chock as Style SC-10, but with convenient metal "U"-bolt for carrying ease. Recommended wherever frequent handling is required.
SC-2	Black Safety Yellow	9 lbs./lin.Ft.	<ul style="list-style-type: none"> All purpose style suitable for aircraft and medium sized trucks. EPDM rubber compound offers outstanding weathering characteristics and resistance to petroleum fuels, including jet fuel. High visibility orange hi-lite strips on 2 sides. Custom lengths up to 12'0".
SC-7	Black Safety Yellow	7.5 lbs./lin.Ft. 9 lbs./lin.Ft.	<ul style="list-style-type: none"> Versatile design for use with trucks, aircraft, large pipe, and recreational vehicles, and at most industrial dock locations. EPDM rubber compound offers outstanding weathering characteristics and resistance to petroleum fuels, including jet fuel. Custom lengths up to 12'0".
SC-3	Black	14 lbs./Ea.	<ul style="list-style-type: none"> Laminated recycled tire rubber pads assembled on 3/4" (19.1mm) bolts and compressed between 1/4" (6.35mm) steel plates Positive grip—contoured to fit curvature of tire. Ideal for heavy utility trucks and equipment, large cable rolls and buses.



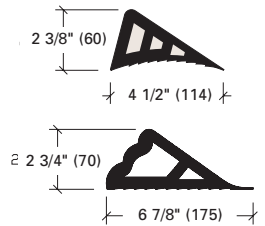
URETHANE WHEEL CHOCKS & WEDGES

	Product Code	Color	Weight	Description
SC-6	SC-6	Orange	2 Lbs./Ea.	<ul style="list-style-type: none"> Recommended for use with utility vehicles, pick-up trucks and recreation vehicles. Diamond plate face surface provides excellent grip.
SC-12	SC-12	Orange	4 Lbs./Ea.	<ul style="list-style-type: none"> Recommended for any "over-the-road" trucks/trailers. Lightweight, yet heavy duty.
SC-17	SC-17	Orange	28 Lbs./Ea.	<ul style="list-style-type: none"> Rated for 120 ton trucks.
SC-18	SC-18	Orange	45 Lbs./Ea.	<ul style="list-style-type: none"> Rated for 240 ton trucks.



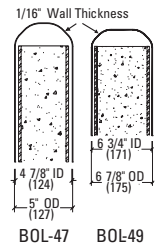
EXTRUDED RUBBER WEDGES

	Product Code	Color	Weight	Description
SC-5	SC-5	Black	2.5 Lbs./Lin.Ft.	<ul style="list-style-type: none"> Grooved base contoured to provide positive "gripping" action. Smooth surface prevents damage to rolls. EPDM rubber compound provides outstanding durability and weather resistance. Available in any length up to 12'0".
SC-9	SC-9	Black	4.5 Lbs./Lin.Ft.	<ul style="list-style-type: none"> Heavyweight design used to contain metal pipes, rolls, cable, and light trailers. Smooth surface prevents damage to outside layers of paper rolls. EPDM rubber compound provides outstanding durability and weather resistance. Available in any length up to 12'0".



BOLLARD COVERS

	Product Code	Color	Weight	Material	Stock Length	Feature Accessories	Installation
BOL-47 BOL-49	BOL-47	Safety Yellow	3.0 lbs./Ea.	Polyethylene with U.V. Stabilizers	50"	Fits 3" to 4-1/2" Diameter Bollards	Clamp Band with Lock Screw
	BOL-49	Safety Yellow	4.0 lbs./Ea.	Polyethylene with U.V. Stabilizers	50"	Fits 5" to 6-1/2" Diameter Bollards	Clamp Band with Lock Screw



STEEL CHAINS

	Product Code	Color	Weight/Lin.Ft.	Description
CH-1 CH-2	CH-1	#3/0., Gauge: .148"	0.2 Lbs.	<ul style="list-style-type: none"> Weldless Chain—double loop. Low carbon steel. Finish: Bright zinc coated. Working load limit: 305 Lbs.
	CH-2	Gauge: .1875"	0.39 Lbs.	<ul style="list-style-type: none"> 3/16" Grade 30-proof coil chain. Low carbon steel. Electro-galvanized. Working load limit: 800 Lbs.



Color Selection Guide

IMPACT PROTECTION

STANDARD 60

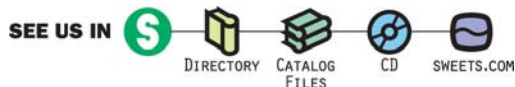
10 WHITE	676 DOVER WHITE*	385 BEIGE DESERT	156 HUNTER GREEN*	PRO-TEK EARTH™ E24 WHITE	ADIRONDACK® WOOD STAINS
301 LINEN WHITE	268 DOESKIN	269 ECRU	29 BLUE ICE*	E23 CAROLINE RED	132 CLEAR
554 MISSION WHITE	379 MOJAVE SAND	494 LAVENDER HEATHER*	369 BLUE FOG	E17 DARK TEAK	475 EARLY AMERICAN
541 WHITE SAND	148 DESERT SAND	366 SOFT PEACH*	265 WINDSOR BLUE	E21 CEDAR	476 LIGHT CHERRY
361 PEARL*	3 TAN	381 DAWN*	490 BLUE BIRD	E20 LIGHT OAK	474 DARK CHERRY
370 EGGSHELL	682 KHAKI BROWN	373 ENGLISH ROSE	520 BRITTANY BLUE*	E14 WEATHERED WOOD	478 WALNUT
313 CHAMPAGNE	718 SILKWORM*	304 VICTORIAN ROSE*	583 ALEXIS BLUE*	E13 SAND	380 CORDOVAN
648 MONTEREY	21 CAPPUCCINO*	380 CORDOVAN*	176 TAUPE	E12 LIGHT GRAY	
411 PUMICE*	113 TOFFEE*	22 WOODLANDS*	238 BONE	E10 GRAY	
555 PORCELAIN	204 SHELL*	293 SEA FOAM*	483 HARVARD GRAY*	E9 DARK GRAY	
193 WHEAT*	486 CAISSON*	377 TEAL	297 CHINCHILLA*	E1 BLACK	
2 IVORY	359 GINGER SPICE*	382 STORMY BLUE*	210 SILVER GRAY	E6 TURF GREEN	
263 PALE YELLOW	288 MOCHA*	371 SAGE GREEN	289 PEARL GRAY		
569 SAFFRON*	694 CAFÉ AU LAIT*	376 PALE JADE*	5 GRAY		
497 CHABLIS	4 BROWN	300 GROTTO*	1 BLACK*		

*Minimum quantity of two cases for WC-30 wall covering

POWDER COAT FINISHES

780 BRONZE HAMMERTONE	781 GRAY HAMMERTONE	782 SILVER HAMMERTONE	783 BLUE HAMMERTONE	784 GREEN HAMMERTONE
790 GRAY HAMMER	791 BLACK HAMMER			

Due to limitation of printing, colors are representational only and may vary. Please request a sample when choosing final colors.



Pawling Catalogs in Sweets

Pro•Tek® Impact Protection Systems: 10 26 00/PAW, General Building
 Pro•Tek® Athletic Flooring: 09 65 66/PAW, General Building
 Pro•Tek® Entrance Matting & Gratings: 12 48 13/PAW, General Building
 Pawling Corporation products may also be found on www.arcat.com,
www.sweets.com and www.4specs.com

TRAFFIC & SAFETY

VARIOUS PARKING PRODUCTS

10 WHITE	E23 CAROLINE RED
2 IVORY	E17 DARK TEAK
4 BROWN	E21 CEDAR
5 GRAY	E20 LIGHT OAK
1 BLACK	E14 WEATHERED WOOD
97 POLAR WHITE	E13 SAND
8 HANDICAP BLUE	E12 LIGHT GRAY
12 SAFETY YELLOW	E10 GRAY
3 TAN	E9 DARK GRAY
104 ORANGE	E1 BLACK
	E6 TURF GREEN

For detailed technical drawings and information on all Pawling products including CADs and specs, visit www.pawling.com

Corporate Information

Our Vision & Warranty Pawling Corporation Architectural Products Division pledges to employ all its resources to focus on customer satisfaction and continual improvement. We strive to provide superior quality products and services that meet or exceed your expectations. We want to be your first choice for a wide variety of architectural products. Pawling stands behind every sale with our Limited Lifetime Warranty. We warrant all standard catalog products against defect in materials and workmanship when installed in conformance with the Pawling Corporation Installation Instructions.

Pawling Corporation Architectural Products

32 Nelson Hill Road
 P.O. Box 200
 Wassaic, NY 12592
 Tel: (800) 431-3456
 or (845) 373-9300
 Fax: (800) 377-4403
 or (845) 373-7827
www.pawling.com

©2009 The Pawling Corporation
 Pawling Corporation reserves the right to discontinue or modify a design without prior notice.



Pro•Tek®
 Impact Protection
 Traffic and Safety